

Te Kura Supervisor Newsletter

Years 1 to 10 and Special Education

2016 Term 3

Issue 21

Editor's letter

Welcome Supervisors

Term 3 brings wild winter weather for some of us. It was a rocky start to the first day of term for my son, with no internet connection due to a power outage that had occurred on the Saturday night.

Living in the backblocks means we can be without power for anything up to 3 or 4 days. Being in an online class this could cause a bit of stress to a supervisor but thanks to our generator my son was able to start his class on time on Monday morning.

Needless to say, as supervisors we should always have a backup plan for such instances so it is a good idea to have strategies in place in the event of your regular routine being interrupted.

At least the daffodils are flowering which brings the promise of spring and some warmer weather to look forward to.

Try and make the most of any fine days by getting outside and enjoying the sunshine. It is important to get some vitamin D to keep those winter blues away!

Cheers

Dianne

CONTENT

Te Kura Library	2
Teacher Aide Certificate	2
Tips	2
Māori Resources.....	2
Joy's Art Space	
- Making a flip book movie...	3
Hello from Adele	4



We want to hear from you so email your contributions or questions to us with the subject title: *Supervisor Newsletter*

adele.harris@tekura.school.nz

Clipart for this publication – Microsoft Office Online Pictures & Google images

TE KURA LIBRARY



Did you know that our library services are available to parents, supervisors, full-time students, early childhood students and young adult students living in NZ?

The library is open Monday to Friday from 8.30am to 4.30pm, including school holidays. It is closed on weekends, public holidays and between Christmas and New Year.

The books range from picture books to non-fiction, magazines and audio books, as well as DVDs. Whether it is for pleasure or a project, there is something to suit all needs. Supervisors can also borrow books to help with their students' learning.

Library contacts:

Phone: 0800 65 99 88, ext. 8783 or 8502

Email: library@tekura.school.nz

Website: <http://www.tekura.school.nz/Login> to gain quick access to explore the exciting new library site.



TEACHER AIDE CERTIFICATE

Don't forget, supervisors of full-time students are able to complete the OP4100 Certificate in Teacher Aiding. You can complete the tasks within the course while supervising your student in their daily work at significantly reduced fees.

Contact Adele for more information: Ph 0800

65 99 88 ext. 8244

adele.harris@tekura.school.nz



MĀORI RESOURCES

If you would like to learn the Māori version of the New Zealand National Anthem then MāoriLanguage.net has the words, with Naomi Bradfield performing it on video. It is translated into English to help your understanding.



ANGER STRATEGY

Get your student to roll angry thoughts into a ball and kick it high into the sky!

TYPING SKILLS

If you need to improve your typing skills then here is a fun way of doing it. Both you and your student can improve with this delightful site from Dance Mat Typing which takes you through 12 stages so you can be a top typist.



Joy's Art Space

Making a flip book movie

Flip book movies are great fun to make and use. They are a simple form of animation and give you the chance to see your art work in motion.

Method 1

This is a simple method to try for a first attempt.

This is what you need:

- A small note book
- A pencil
- Some markers

This is what you do:

- On the bottom right hand corner of each page, pencil in some small images – see **Ideas for images** below.
- Have a test run, flipping the pages to see how the action looks.
- When you are satisfied, outline and colour your pencil images with the markers.
- Flip the pages and enjoy your movie.
- You can now make another movie using the top right hand corner of your notebook.

Method 2


This slightly more complex method enables you to make bigger images and tailor the number of pages to those needed for the movie.

This is what you need:

- some firm paper
- scissors
- a pencil
- markers
- glue
- masking tape – optional.

This is what you do:


- being as precise as you can, cut the paper into pieces 8cm x 13cm.
- Pencil in your images keeping them low on the page. See **Ideas for images** below.
- When you are happy with your pencil images outline and colour them with markers.
- Stack your pages in order and glue them together firmly – see below.
- For extra strength you could wrap a strip of masking tape around the glued edges.



- Flip and enjoy!

Ideas for images

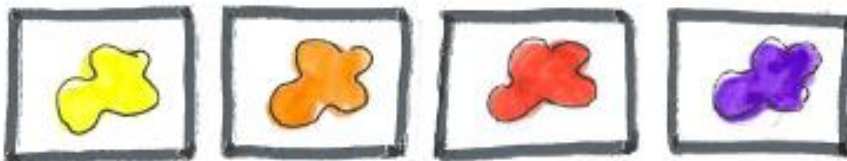
Something happening for example a plant growing or someone dancing



Something getting bigger and bigger – or smaller and smaller



Something changing colour



Hello from Adele...

Kia ora. Supervisors are tasked with supervising their student's work and keeping in contact with their student's teacher on a regular basis through phone calls or emails, Skype or texts.

If your student is working in OTLE, supervisors need to log in with a user name and password which you can request from Te Kura by emailing; helpdesk.OTLE@tekura.school.nz.

Please include your full name and the ID number of your student.

Once you have access to OTLE it is recommended that supervisors work through the Introduction to OTLE course (called OTLEHUB). This will help you to navigate OTLE and see what your student needs to do, as well as viewing the course content and monitoring your student's work return;

<http://www.tekura.school.nz/supervisor-toolkit/supervisor-access-to-otle/>

If your student receives paper based booklets you are required to sign their work before it is returned to the teacher at least once a fortnight.

If you are a supervisor who is not confident online or using computers why not try a free computing course? Here is a link to some free courses in regional areas; <https://2020.arlo.co/course-catalogue>

Or you could study Digital Technology (computing) with Te Kura. There is a cost of \$110 per course for adult students;

<http://www.tekura.school.nz/subjects-and-courses/what-you-can-study/digital-technology/DT1000>

Please note no prior learning is required for this 000 level course. If you are a supervisor studying with Te Kura please email me as we might be able to set up a buddy system.

To improve or learn typing skills try out the suggestion from Dianne on page two of this newsletter. It could be fun!

Contact Adele Harris, ph. 0800 65 99 88 ext. 8244 adele.harris@tekura.school.nz

This newsletter for supervisors was written by supervisors of Te Kura students. The views expressed in this newsletter are those of the supervisors who contributed to it.